

Beam Clamps

For transferring steel beams and attaching tackle eye

- Available in capacities of 2 thru 25 metric tons.
- Wide variety of jaw openings available: 75 to 1020mm.
- Welded alloy steel body for strength and smaller size. Forged alloy components, where required.
- Individually Proof Tested to 2 times the Working Load Limit with certification.
- Company name (CrosbyIP), logo, Working Load Limit and jaw opening permanently stamped on body.
- Each product is individually serialized, with the serial number and Proof Load test date stamped on body. User manual with test certificate is included with each clamp.
- Maintenance and repair kits are available.
- Manufactured by an ISO 9001 facility.
- All sizes are **RFID EQUIPPED**.

IPTK

This IPTK series beam clamp is suitable for use as a temporary tackle eye for a beam.



IPTKW

The IPTKW series beam clamp is suitable for use as a temporary tackle eye for a beam.



Load Rated



IPTKU

The IPTKU series beam clamp has an improved hinged hoisting eye that increases the loading angles and an optional new "Double Locking Device".



IPTKUM

This anchor clamp is suitable as an anchor device for one person, with a personal fall arrest (sherdised and with double locking) system.

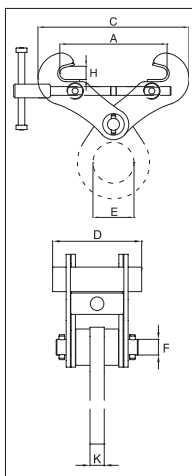
IPTK: with hoisting eye / IPTKW: without hoisting eye

IPTKU: with hinged hoisting eye / IPTKUD: with double locking device

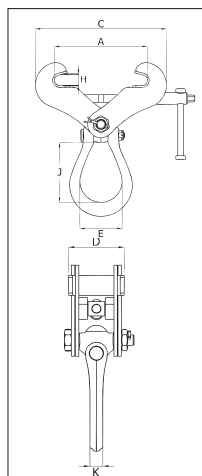
IPTKUM: Suitable as anchor device for personnel fall arrest equipment

Model	Working Load Limit (t)*	Stock No.	Weight Each (kg)	Dimensions (mm)							
				Jaw A	C	D	E	F	H	J	K
IPTK	2	2700996	6.0	75 - 190	A + 80	125	75	-	25	-	20
IPTK	3	2700997	6.5	75 - 190	A + 80	125	75	-	25	-	20
IPTK	4	2700998	8.5	150 - 280	A + 100	125	75	-	35	-	20
IPTK	5	2700994	11.0	120 - 350	A + 195	125	75	-	40	-	20
IPTK	25	2702999	225	450 - 1020	A + 220	500	125	-	76	-	45
Without Hoisting Eye											
IPTKW	2	2700966	4.0	75 - 190	A + 80	125	-	28	25	-	-
IPTKW	3	2700967	4.5	75 - 190	A + 80	125	-	28	25	-	-
IPTKW	4	2700968	6.3	150 - 280	A + 100	125	-	33	35	-	-
IPTKW	5	2700969	8.8	120 - 350	A + 195	125	-	33	40	-	-
With Improved Hinged Hoisting Eye											
IPTKU	2	2707996	5.7	75 - 190	A + 100	121	76	22	19	99	19
IPTKU	3	2707997	6.4	75 - 190	A + 100	121	89	22	22	122	22
IPTKU	4	2707998	12.1	120 - 280	A + 150	140	89	40	22	122	22
IPTKU	5	2707994	14.5	120 - 350	A + 175	140	89	40	22	122	22
IPTKU	10	2707970	41.0	200 - 460	A + 300	200	105	60	26	152	26
Suitable as anchor device for personnel fall arrest equipment - standard according to EN 795											
IPTKUM	1	2709991	6	75 - 190	A + 100	165	76	-	22	99	19
With Double Locking Device											
IPTKUD	2	2709996	6.0	75 - 190	A + 100	165	76	22	19	99	19
IPTKUD	3	2709993	6.6	75 - 190	A + 100	165	89	22	22	122	22
IPTKUD	4	2709995	12.3	120 - 280	A + 150	185	89	40	22	122	22
IPTKUD	5	2709994	15.3	120 - 350	A + 175	185	89	40	22	122	22
IPTKUD	10	2709970	43.0	200 - 460	A + 300	215	105	60	26	152	26

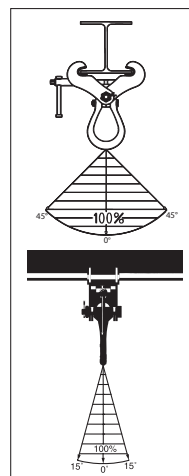
* Design Factor based on EN 13155 and ASME B30.20.



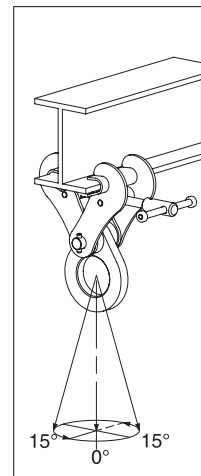
IPTK/IPTKW



IPTKU(D)(M)



IPTKU(D)



IPTK