



**PAVLÍNEK**<sup>®</sup>  
VÁZACÍ PROSTŘEDKY

EMAIL: OBCHOD@PAVLÍNEK.CZ  
TEL: +420 595 693 911  
ŠALOUNOVA 746/31, OSTRAVA VÍTKOVICE  
IČ: 25358511 DIČ: CZ25358511



**pewag**

**STRONG  
IS NOT  
ENOUGH**  
[www.pewag.com](http://www.pewag.com)

Zvedací svěrky PEWAG

# pewag lifting clamps

Lifting



Hardened shell –  
intelligent core

**peTAG** solution

All lifting clamps are equipped with peTAG



More on pages 10 & 11.

Watch out!  
More about  
the intelligent core



# Content

## pewag lifting clamp range

pewag lifting clamps, manufactured to the highest quality standards, are the perfect addition to the pewag winner range of hoist chains and significantly extend its area of application.

### pewag group

Welcome to the pewag group	4-5
History, Quality management	6
Business areas, Environment	7
Customer proximity	8

### peTAG solution

peTAG solution	10-11
Advantages and information, warranty, user information	12-15

### pewag levo

pewag levo clamp LC	16-19
---------------------	-------

### pewag peCLAMP pro

pewag peCLAMP pro lifting clamps	20-23
----------------------------------	-------

### pewag peCLAMP

pewag peCLAMP vertical lifting clamps	24-37
pewag peCLAMP vertical lifting clamps extra-hard	38
pewag peCLAMP horizontal lifting clamps	40-46
pewag peCLAMP screw clamps	48-52
pewag peCLAMP drum clamps	54-57
pewag peCLAMP special clamps and grabs	58-63

### pewag peCLAMP spare parts

pewag peCLAMP lifting clamps spare parts	64-67
--	-------

### Risk-free lifting

Risk-free lifting	68-69
-------------------	-------



**Full Member**

Technical changes and misprints are subject to alternation.



# We are part of the **pewag group**

pewag lifting solutions is part of an internationally operating group of companies. Our success story goes back to the year 1479.

## WHAT DRIVES US

Our entrepreneurial spirit at pewag group is shaped by the joy of innovation. We strive to manufacture the best solutions on the market – today and in the future.

The high quality of our brands, products and services, as well as the passionate performance of our employees are our biggest assets to reach excellence and to exceed customer expectations.

## LEADING TO EXCELLENCE



### striving for excellence in **QUALITY**

The values of the pewag group brands are demonstrated by our first-class quality and continuous innovation. You can rely on us.



### striving for excellence in **RESPONSIBILITY**

Our goal is CO<sub>2</sub> neutral production by 2030. We live sustainable and fair partnerships and an open way of working together. We take on social as well as environmental responsibility.



### striving for excellence in **ENTREPRENEURSHIP**

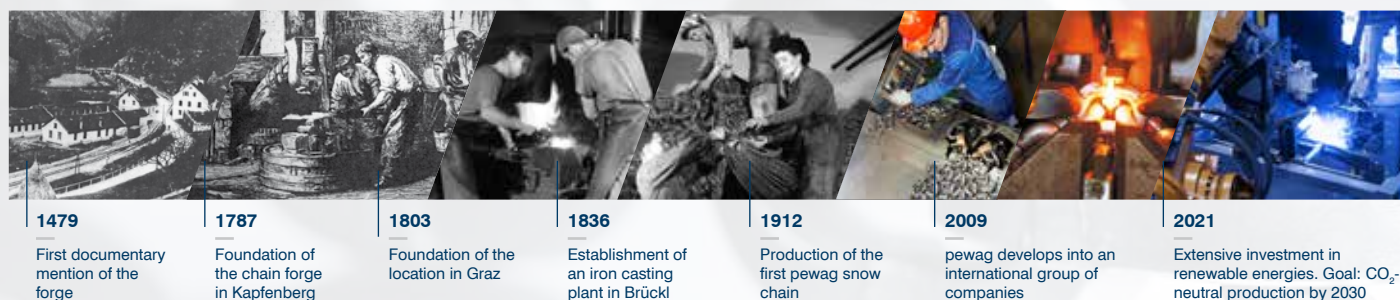
Through the specific expertise of each individual and decentralized responsibilities, we ensure healthy growth and a sustainably successful future.



### striving for excellence in **TECHNOLOGY**

We ensure our technological strength by striving for quality, continuous improvement and innovation of our products and production processes.

## FROM AUSTRIA....



## ....ACROSS THE GLOBE



## IN A SUSTAINABLE WAY

### Social Excellence

The corporate ethics of the pewag group are based on our clear commitment to universal human rights. As a globally active group of companies, we bear a social and corporate responsibility. This applies in particular to our employees. Their occupational safety and health protection are our top priority. We promote their personal and professional development and foster a culture of open, honest, non-discriminatory and team-oriented exchange based on transparent communication. We apply the same standards in our dealings with customers, suppliers and other business partners.

### Environmental Excellence

We are committed to a careful and sustainable approach to the environment. This applies to all areas and activities of our group of companies. For us, it is a matter of course to use resources as efficiently as possible and to ensure this also in the future through new environmentally friendly and efficient processes. We are continuously working to optimize the durability and recyclability of our products. In this context, one of our core concerns is to continuously improve our energy efficiency and thus reduce energy consumption in the long term. The energy we use comes from renewable energy sources and is already partly generated by ourselves.



## WHAT DEFINES US



**Snow and  
forestry chains**



**Hoist and  
conveyor chains**



**Do-it-yourself**



**Engineering**



**Lifting and  
lashing chains**



**Tire protection  
chains**

#### Our Expertise.

Our international brands have an extensive and diverse range of products and services.

The portfolio ranges from traction chains for tires, tire protection chains for mining vehicles over a wide range of technical chains and innovative lifting solutions up to products for the do-it-yourself area as well as forming technology.

#### Our Network.

With over 50 locations on five continents, the pewag group forms a global platform of product specialists, partners and suppliers.

This community is strengthened by a large network of external experts from science, research and development and a wide range of brands and companies within the group.

#### Our Experience.

Based on centuries of experience, genuine craftsmanship and innovative technologies we process the highest quality materials with the claim to offer the best solutions on the market.

What unites us as people within the pewag group is the strong ambition for continuous development.

## pewag chains together

The peTAG solution enables cross-company, flexible servicing and administration of a wide range of different objects.

### peTAG solution

The intelligent solution for unambiguous object identification, data transfer without media breaks, easy servicing of objects, safe document archiving, efficient interaction with partner businesses and much more.

### peTAG info

Smart, free-of-charge access to product-specific information via mobile web.



### peTAG manager

Watch your PC and mobile devices work hand in hand with this adaptable, high-performance platform – in any work environment and while increasing data quality at the same time. Expensive add-on devices and manual data transfer are things of the past!





# peTAG solution



## peTAG solution Keyfacts



### Intelligent software

User-specific adaptation of object data, testing processes and steps. Automates the creation, sending and archiving of test reports. Sophisticated authorisation concept.



### Linked-up partnerships

Straightforward exchange and efficient interaction between service providers, merchants and customers. Improved service and data quality. Increased satisfaction and loyalty.



### Save time & money

Efficient documentation of work processes, thus simplified daily workflows. Data exchange without media breaks, fault-free data communication.



### Always up to date

Access to the latest product data and information, overview of all test data, documentation of test procedures. Traceability of object history.



### Mobile solution

Direct, location-independent data access (e.g. load capacity, safety information, latest test reports etc.) Smart servicing of objects via mobile app. Offline availability.




# pewag lifting clamps

## Benefits and Information

### Content

Benefits and informations	14
User information	14-15
Warranty	15







# Benefits and information

## Benefits and information on the pewag lifting clamp system

- Production relies on state-of-the-art machines that work to a consistently high standard
- Innovation is at the centre of the development and production process of pewag lifting clamps
- We continuously improve our products and always strive to find new solutions
- User-friendly and safe application is key
- Broad product range for a multitude of applications

## Design

- Light, streamlined design for easy handling
- Easy maintenance
- High resilience and long lifespan thanks to premium-quality steel
- Compliance with all standards and regulations, such as European standard EN 13155, Australian standard AS 4991, North American standard ASME B30.20-2010 and European Machine Directive 2006/42/EC

## Quality

- Quality-assured European manufacturing in ISO 9001-certified production sites
- Excellent quality and processing
- Use of special steels
- Thought-out construction, easy to repair
- All lifting clamps are tested to up to twice the maximum load capacity in our dedicated testing facilities
- Each clamp is delivered with its own test certificate
- The break factor of pewag lifting clamps is up to five times the load capacity

# User information

**User information for use, storage, inspection and maintenance of pewag safety lifting clamps**

## General information

pewag lifting clamps may be used for general lifting applications and are compatible with a wide range of designs, loads and attachments. Please see our catalogue for information on design and load capacities.

The different lifting clamps are designed for specific areas of application and it is therefore important that users are aware of all operating conditions. Please contact our technical service team in case of issues or questions. pewag lifting clamps may only be used by a qualified person. If used correctly, pewag lifting chains have a long lifespan and offer a high level of safety. Material or personal damage may only be prevented if the lifting clamps are used correctly. Reading and understanding our user information is an essential prerequisite for using our lifting clamps, but can never replace the responsible, provident handling of all lifting processes.

## Modifications of the condition upon delivery

The original condition of the pewag lifting clamp must not be altered in any way, for instance by bending, grinding, removal of parts, welding, application of drillings, stamps etc. Do not remove any parts from the clamps (for instance bolts, safety pins, springs etc.) Surface treatments such as hot-dip galvanising and electrogalvanising are not suitable for pewag lifting clamps. Chemical stripping or alkaline-based stripping are also hazardous processes that need to be discussed with pewag in advance. Please contact our technical service if you have any questions.

## Use of pewag lifting clamps

Always read the instructions before using a pewag lifting clamp. Our standard lifting clamps are suitable for lifting and transporting steel plates with a maximum hardness of 37 HRC (345 HB). For materials with a hardness of up to 55 HRC (560 HB), we supply clamps where the tooth ring and the tooth segment have been additionally hardened – see model “Extra-Hard” (H). Our standard lifting clamps have a minimum load capacity of 10 % of the maximum load capacity as indicated on the clamp housing. For weights below the 10 % limit of the maximum load capacity, we recommend the VJPW and VJPUW clamps without a minimum load capacity limit. Never overload a clamp and take care to avoid loads being lifted suddenly or the clamp bumping against an obstacle. Always use the entire gripping depth of the clamp. Never lift more than one plate at a time, except with models that are designed to lift several plates (for instance the HSKW models). Always keep a safe distance when lifting or lowering a load and do not allow anyone to stand underneath the load. pewag lifting clamps must be stored clean and dried and protected against corrosion.

## Restrictions on the use of pewag lifting clamps

The following restrictions on the use of pewag lifting clamps due to adverse environmental conditions and/or hazardous circumstances apply:

### Influences resulting from temperature

pewag lifting clamps are designed to be used in normal atmospheric conditions and in a temperature range from -40 °C to +100 °C (pewag levo clamp LC: -20 °C to +60 °C | -4 °F to 140 °F). The clamps must not be used if these conditions are not met.

### Influences from acids/alkalines and chemicals

pewag lifting clamps must not be exposed to acids/alkalines or their vapours.

**Note:** Certain production methods may release acids and/or vapours!

### Hazardous circumstances

The load capacity categories in this catalogue are based on the assumption that no hazardous circumstances apply. Such circumstances include offshore use, the lifting of persons or of potentially hazardous loads such as liquid metals, corrosive substances or nuclear material. In any of these cases, the hazard level must be assessed by an expert and the load capacity adjusted accordingly.

### Inspections

Prior to the first use of a lifting clamp, the following checklist applies:

- the lifting clamp is the one ordered
- the test certificate and/or factory certification is present
- the labelling and load capacity information on the lifting clamp is identical with the information provided in the test certificate and/or factory certification
- the instructions for use of the lifting clamp are present and have been read and understood by all users

### Damages

The lifting clamps must be checked for obvious damage and wear and tear before each use. If in doubt, the lifting clamp should not be used and must be inspected by an expert before re-use. If any form of wear and tear and/or damage is found, the following procedure applies:

1. Decommission the clamp (note down date of decommissioning)
  2. Try to determine the reason for the fault,
- e.g. (see instructions for use for a detailed checklist):
- Overload
  - Inappropriate use (such as pulling or dragging objects)
  - Negligent and careless use

Please note that such damages are not covered by the warranty!

To protect your personal safety and that of your colleagues, please follow these steps:

3. Hand the lifting clamp over to an authorised pewag service point together with the service record
4. The lifting clamp may be used again after the revision/repair process has been completed (note down date in the service record)

## Checks/Safety inspection

Please see the instructions for use of your pewag lifting clamp for the official schedule for inspection, maintenance and revision. All inspections and repairs must be entered in an inspection record.

This not only applies to inspections carried out by yourself, but also to those performed by an authorised pewag service point. Any maintenance or repair work must be performed by an authorised pewag service point.

Only original pewag parts may be used for repairs of pewag lifting clamps!

Whenever the unit is handed over for inspection or repair works, the service record must be provided.

Records of the inspections performed, in particular their results and any maintenance/repair works, must be kept throughout the utilisation period of the lifting clamp.

## Warranty conditions and provisions

pewag austria GmbH grants end users a 5-year warranty for their pewag lifting clamp. This warranty only applies to the original final user of the lifting clamp and under the proviso that the lifting clamp is inspected and serviced throughout the warranty period according to the manufacturer's instructions. The warranty period is 5 years from the date of the sale. The warranty is subject to the conditions and provisions listed below:

### Conditions and provisions:

The warranty covers only such damages which are a result of manufacturing faults and occur during normal use. Wear and tear of parts such as tooth rings, tooth segments, tension springs etc. is excluded from the warranty.

If a fault is detected during the warranty period, the lifting clamp shall be repaired or replaced at the manufacturer's discretion. Faults that are caused by any of the following factors are excluded from the warranty:

- Normal wear and tear
- Overload
- Inappropriate or careless use
- Damage
- Non-compliance with the specified processes and measures
- Lifting of objects other than those indicated on the clamp or in the instructions of use
- Modifications / alterations of the pewag clamp
- Inexpert use of the clamp and non-compliance with the instructions of use
- Maintenance or repair works completed by other than an authorised pewag service point

The manufacturer assumes no liability for incidental damages resulting from the use of the lifting clamp or a violation of these warranty conditions.



# pewag levo

## Product Overview

### Content

pewag levo clamp LC

18-19





# pewag levo clamp LC

## Safe lifting – the easy way!

Manual process steps such as attaching and releasing loads require a great deal of time and resources. This is where automation comes in handy, and with the pewag levo clamp LC, pewag has developed a truly innovative product.

The pewag levo clamp LC allows the lifting and lowering of steel plates and constructions from a safe distance, using a remote control. This takes pressure off the operator in particular in difficult working conditions, for instance when working at heights or in hazardous areas.

Thanks to our special user software (pewag levo manager), also developed by pewag, it is now also possible to configure the pewag levo clamp LC and to evaluate **statistical data** relating to lifting operations.

## The pewag levo clamp LC

- The pewag levo clamp LC provides support when working at heights or in areas that are difficult to access.
- withstands temperatures that put a strain on the user (-20 °C to 60°C).
- enables the targeted use of personnel resources. (crane or lifting equipment operator may lift and release load independently)
- is suitable for lifting and transporting steel plates with a maximum hardness of 37 HRC (345 HB).
- has an admissible minimum weight of 10% of the maximum weight.

## Basis configuration

- **pewag levo clamp LC, 3 tons**
- **Remote control** (with Lanyard)
- **Battery**
- **With data logger** (for logging all data of the device)
- **Charging station** (with country-specific mains cable)
- **With peTAG** (for clear product identification)
- **Operation manual**

## Optional equipment

- **Lighting module**  
For more flexible and safer working place.
- **pewag levo manager**  
The software is a comprehensive configuration tool and analysis tool for your pewag levo device.
- **Multiloading Adapter**  
Makes it possible to load up to 10 batteries.



Easy-to-use  
remote control unit



Charging station



### 100% safe

Protection against unintentional opening, secure communication between the clamp and the remote (ISO 13849), safety factor of 4:1



### Outstanding pewag quality

Tool-free installation, TÜV-certified, tried-and-tested pewag expertise



### Full range of services (on-the-job training)

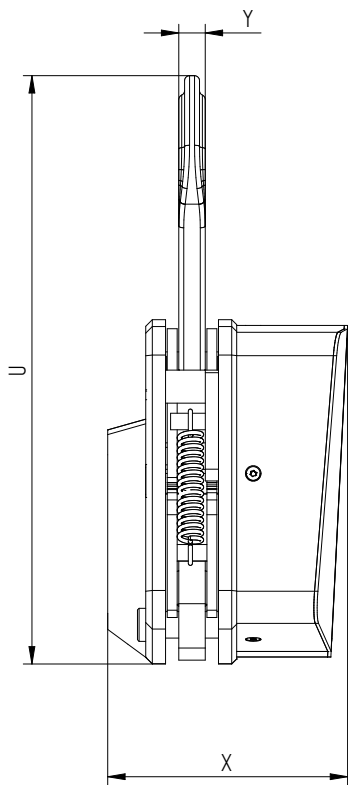
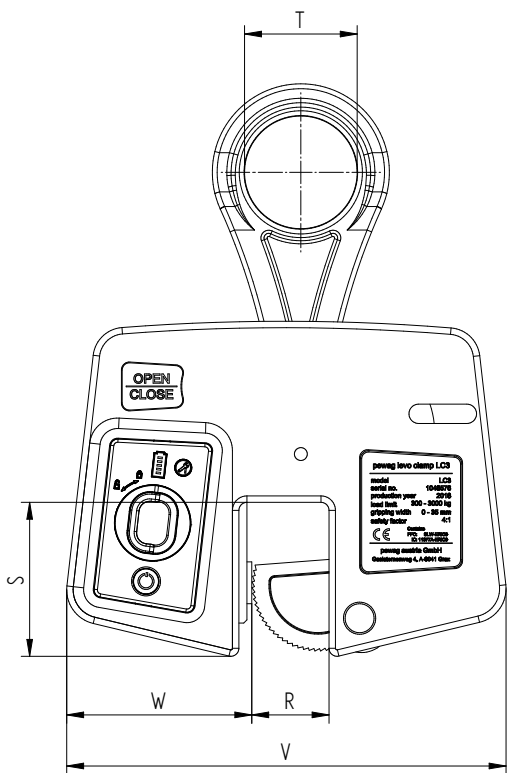
e-learning, support during first use, repair



### Cost and time savings thanks to speedy work processes

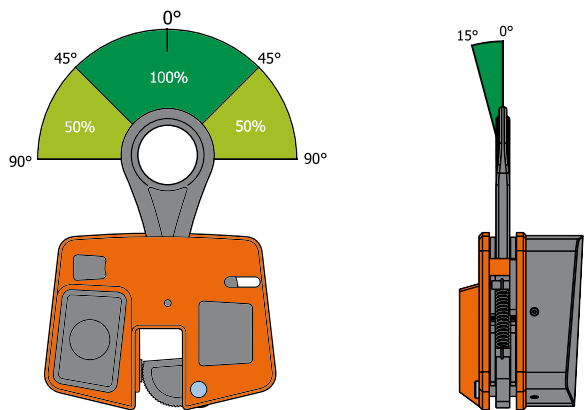
Up to 2,000 work cycles without interruption, opening/closing within 2 seconds






Code	Load capacity [kg]	Jaw-width [mm]	T [mm]	S [mm]	W [mm]	V [mm]	U [mm]	Y [mm]	X [mm]	Weight approx. [kg/pc.]
LC 3	3,000	0-35	70	96	115	273	356	16	145	19.00

Code	Load capacity [lbs]	Jaw-width [inch]	T [inch]	S [inch]	W [inch]	V [inch]	U [inch]	Y [inch]	X [inch]	Weight approx. [lbs/pc.]
LC 3	6,600	0-1.37	2.75	3.77	4.52	10.74	14.01	0.62	5.71	42.00



More information about the  
pewag levo series @  
[levo.pewag.com](http://levo.pewag.com)!



[levo.pewag.com](http://levo.pewag.com)

# pewag peCLAMP pro

## Product Overview

### Content

VCP pewag peCLAMP pro lifting clamp	22
VUP pewag peCLAMP pro lifting clamp	23







## pewag peCLAMP pro VCP

### For extreme requirements.

The pewag peCLAMP pro VCP is a vertical lifting clamp used for vertical lifting and turning of sheet metal, steel plates and steel constructions. Equipped with a safety lever which ensures that the clamp is locked to the workpiece when closed.

Thanks to the robust construction and the ergonomic, solid shape of the clamp body, it can be used under difficult working conditions.

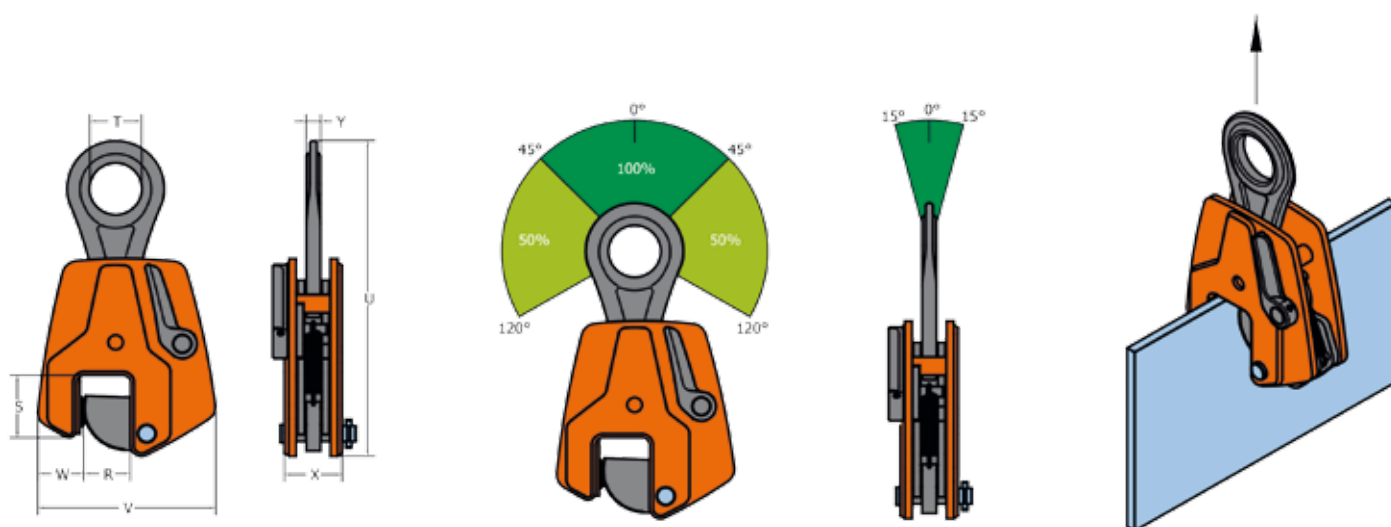
The pewag peCLAMP pro lifting clamps can also be loaded up to an angle of 120°. The wide loading angle is unique and makes the lifting clamps versatile.

The pewag peCLAMP pro VUP is equipped as standard with a peTAG (NFC chip) and has a permissible minimum load of 10 % of the maximum load.

The serial number, jaw opening, minimum and maximum load capacity are shown on the terminal body.



VCP 1,5 t	1.500	0-35	92	65	355	192	61	56	16	7,70
VCP 3,5 t	3.500	0-45	86	71	432	240	62	78	20	17,30
VCP 5 t	5.000	0-50	116	78	492	273	74	82	20	23,10



## pewag peCLAMP pro VUP

### Meet every challenge.

The VUP is a vertical lifting clamp with universal articulated support ring for lifting, turning and transporting of sheets, steel plates and steel constructions in all directions.

Aligned with a safety lever which, when closed, locks the clamp to the workpiece.

Thanks to the robust construction and the ergonomic, solid shape of the clamp body, it can be used under difficult working conditions.

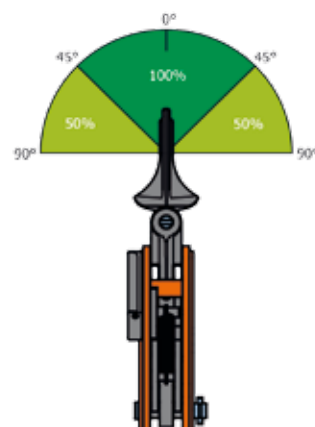
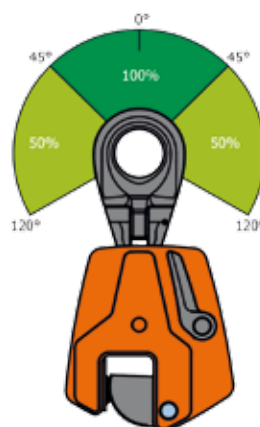
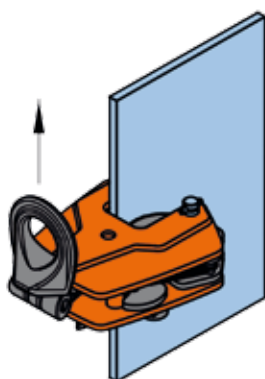
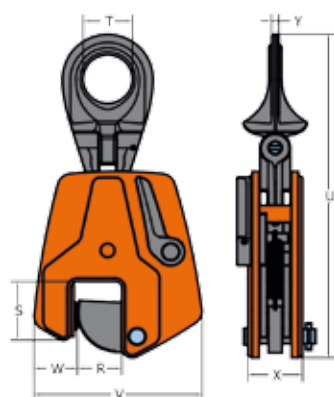
The pewag peCLAMP pro lifting clamps can also be loaded up to an angle of 120°. The wide loading angle is unique and makes the lifting clamps versatile.

The pewag peCLAMP pro VUP is equipped as standard with a peTAG (NFC chip) and has a permissible minimum load of 10 % of the maximum load.

The serial number, jaw opening, minimum and maximum load capacity are shown on the terminal body.



VUP 1,5 t	1.500	0-35	92	71	377	192	61	56	16	8,80
VUP 3,5 t	3.500	0-45	86	71	469	240	62	78	19	19,90
VUP 5 t	5.000	0-50	116	78	531	273	74	82	21	26,60



# pewag peCLAMP vertical lifting clamps

## Product Overview

### Content

VCW/SVCW pewag peCLAMP vertical lifting clamps	26
VMPW/VEMPW/SVMPW pewag peCLAMP vertical lifting clamps	27
VUW/VEUW/SVUW pewag peCLAMP vertical lifting clamps	28
VEUW-A pewag peCLAMP vertical lifting clamps	29
VCW-R/VCEW-R/VUW-R pewag peCLAMP vertical lifting clamps	30
VHPW pewag peCLAMP vertical lifting clamps	31
VHPUW pewag peCLAMP vertical lifting clamps	32
VNMW/VSNMW pewag peCLAMP vertical lifting clamps	33
VNMAW pewag peCLAMP vertical lifting clamps	34
VJPW pewag peCLAMP vertical lifting clamps	35
BKW pewag peCLAMP vertical lifting clamps	36
OBKW pewag peCLAMP vertical lifting clamps	37
pewag peCLAMP vertical lifting clamps with an extra hardened pivot and cam (H)	38







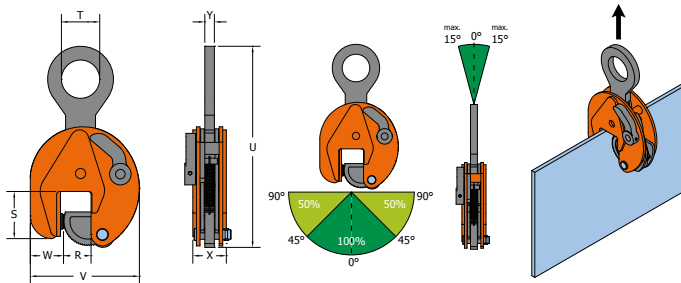
# pewag<sup>red</sup> peCLAMP VCW / VCEW / SVCW

## Safe lifting and moving.

For vertical lifting and moving of steel plates and structures. The VCW/SVCW lifting clamps are equipped with a safety mechanism, ensuring the clamp does not slip when lifting force is applied and when load is being lowered. The clamp is locked in closed as well as in open position. Lifting capacity and jaw opening are clearly engraved in the body.

The VCEW clamps have an enlarged jaw opening; the SVCW types have an extra large grab range.

Minimum WLL is 10 % of the maximum WLL.



### VCW/VCEW

VCW 0.75 t	750	0-13	47	30	202	100	37	37	10	1.70
VCEW 1 t	1,000	0-25	56	45	263	141	37	47	15	3.50
VCEW 2 t	2,000	0-35	78	64	336	183	56	56	16	7.00
VCEW 3 t	3,000	0-35	78	64	336	183	56	56	16	7.00
VCW 4.5 t	4,500	0-25	85	70	423	203	60	77	20	15.00
VCEW 4.5 t	4,500	0-45	85	70	425	228	60	78	20	16.00
VCW 6 t	6,000	0-32	114	75	490	225	78	78	20	19.00
VCEW 6 t	6,000	0-50	114	75	490	259	82	78	20	21.00
VCW 7.5 t	7,500	0-40	111	75	530	246	76	82	20	24.00
VCEW 7.5 t	7,500	0-55	111	75	522	267	70	86	20	26.00
VCW 9 t	9,000	0-55	111	75	522	267	70	86	20	27.00
VCW 12 t	12,000	0-52	148	85	617	295	100	94	44	37.00
VCW 15 t	15,000	0-76	209	86	810	373	136	106	49	70.00
VCW 17 t	17,000	0-76	209	86	810	373	136	106	49	71.50
VCW 20 t	20,000	0-80	250	100	933	563	153	140	66	149.00
VCW 25 t	25,000	5-85	250	100	925	563	148	140	66	149.00
VCW 30 t	30,000	10-90	250	100	918	568	153	142	66	155.50

### SVCW

SVCW 6 t	6,000	40-90	114	75	486	275	70	78	20	21.00
SVCW 7.5 t	7,500	50-100	111	75	524	312	70	86	20	26.50
SVCW 9 t	9,000	50-100	111	75	522	312	70	86	20	27.50
SVCW 12 t	12,000	50-100	152	85	615	344	100	94	44	41.00
SVCW 15 t	15,000	80-150	224	86	800	450	136	106	49	76.00
SVCW 20 t	20,000	80-150	249	100	924	640	153	140	66	160.00
SVCW 25 t	25,000	80-150	249	100	924	640	153	140	66	160.00
SVCW 30 t	30,000	80-150	249	100	906	645	156	142	66	165.50

## pewag peCLAMP VMPW / VEMPW / SVMPW

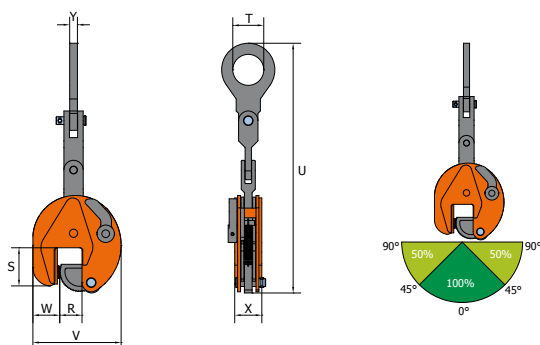
### Three ways to success.

The VMPW, VEMPW and SVMPW lifting clamps are equipped with a three way multi-purpose lifting shackle. The lifting shackle has a three way articulated linkage arrangement. For lifting and moving of all steel plates and structures.

When attached to a fixed load bearing arm (e.g. spreader bar) the clamp will retain its flexibility and no chain is needed. Due to the length of the three way linkage arrangement the clamp can be lowered further between standing plates or structures. Lifting capacity and jaw opening are clearly engraved in the body.

Type VEMPW is supplied with an enlarged jaw opening; Type SVMPW have an extra large grab range.

Minimum WLL is 10 % of the maximum WLL.



#### VMPW/VEMPW

VMPW 0.75 t	750	0-13	47	30	307	100	37	37	10	2.00
VEMPW 1 t	1,000	0-25	56	45	403	141	37	47	15	4.50
VEMPW 2 t	2,000	0-35	78	64	516	183	56	56	16	8.00
VEMPW 3 t	3,000	0-35	78	64	516	183	56	56	16	8.00
VMPW 4.5 t	4,500	0-25	85	70	648	203	60	77	20	17.80
VEMPW 4.5 t	4,500	0-45	85	70	650	228	60	78	20	19.00
VMPW 6 t	6,000	0-32	114	75	760	225	78	78	20	24.00
VEMPW 6 t	6,000	0-50	114	75	760	259	82	78	20	25.50
VMPW 7.5 t	7,500	0-40	111	75	800	246	76	82	20	29.00
VEMPW 7.5 t	7,500	0-55	111	75	792	267	70	86	20	30.50
VMPW 9 t	9,000	0-55	111	75	792	267	70	86	20	31.00

#### SVMPW

SVMPW 6 t	6,000	40-90	114	75	756	275	70	78	20	26.00
SVMPW 7.5 t	7,500	50-100	111	75	695	312	70	86	20	31.50
SVMPW 9 t	9,000	50-100	111	75	792	312	70	86	20	32.50

# pewag<sup>®</sup> peCLAMP VUW / VEUW / SVUW

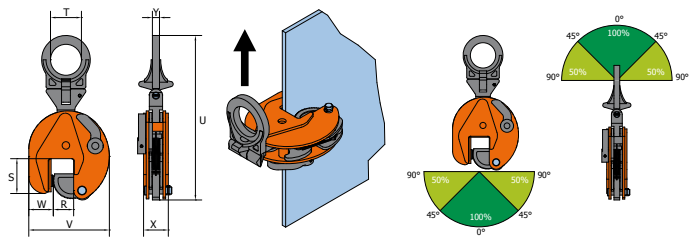
## Powerful allrounder.

Clamp-version with movable lifting shackle for lifting and moving steel plates and structures from all positions (horizontal, vertical and sidelong). VUW/VEUW/SVUW Lifting clamps are equipped with a safety mechanism, ensuring the clamp does not slip when lifting force is applied and when load is being lowered.

The clamp is locked in closed as well as in open position. Lifting capacity and jaw openings are clearly engraved in the body.

The VEUW clamps have an enlarged jaw opening; the SVUW type have an extra large grab range.

Minimum WLL is 10 % of the maximum WLL.



### VUW/VEUW

VUW 0.75 t	750	0-13	47	30	203	100	37	37	10	1.80
VEUW 1 t	1,000	0-25	56	50	292	141	37	47	15	3.80
VEUW 2 t	2,000	0-35	78	70	372	183	56	56	16	8.00
VEUW 3 t	3,000	0-35	78	70	372	183	56	56	16	8.00
VUW 4.5 t	4,500	0-25	85	70	429	203	60	77	20	16.00
VEUW 4.5 t	4,500	0-45	85	70	431	228	60	78	20	16.50
VUW 6 t	6,000	0-32	114	78	528	225	78	78	32	22.00
VEUW 6 t	6,000	0-50	114	78	527	259	82	78	32	24.00
VUW 7.5 t	7,500	0-40	111	78	567	246	76	82	32	27.00
VEUW 7.5 t	7,500	0-55	111	78	560	267	70	86	32	28.00
VUW 9 t	9,000	0-55	111	78	560	267	70	86	32	29.00
VUW 12 t	12,000	0-52	148	85	648	295	100	94	48	41.00
VUW 15 t	15,000	0-76	209	85	816	373	136	106	48	73.00
VUW 17 t	17,000	0-76	209	85	816	373	136	106	48	74.00
VUW 20 t	20,000	0-80	250	100	948	563	153	140	71	160.00
VUW 25 t	25,000	5-85	250	100	948	563	148	140	71	160.00
VUW 30 t	30,000	10-90	250	100	944	568	153	142	71	167.00

### SVUW

SVUW 6 t	6,000	40-90	114	78	523	275	70	78	32	24.00
SVUW 7.5 t	7,500	50-100	111	78	560	312	70	86	32	30.00
SVUW 9 t	9,000	50-100	111	78	560	312	70	86	32	31.00
SVUW 12 t	12,000	50-100	152	85	644	344	100	94	48	45.00
SVUW 15 t	15,000	80-150	224	85	808	450	136	106	48	78.00
SVUW 20 t	20,000	80-150	249	100	940	640	153	140	71	171.00
SVUW 25 t	25,000	80-150	249	100	940	640	153	140	71	171.00
SVUW 30 t	30,000	80-150	249	100	946	645	156	142	71	176.50



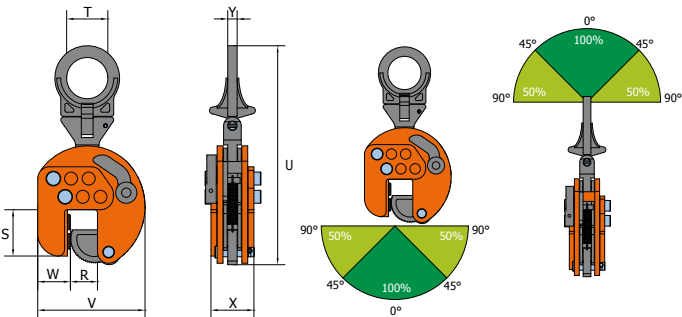
pewag peCLAMP VEUW-A

One for all.

Only one clamp is needed for different kind of jobs. The same clamp can be used for different jaw opening widths. For lifting and moving of steel plates and structures from all positions.

The jaw opening width is adjustable by steps of 30 mm, up to 95 mm.

Minimum WLL is 10 % of the maximum WLL.



VEUW-A 3 t	3,000	0-95	79	70	373	183-243	51	77	16	10.00
------------	-------	------	----	----	-----	---------	----	----	----	-------

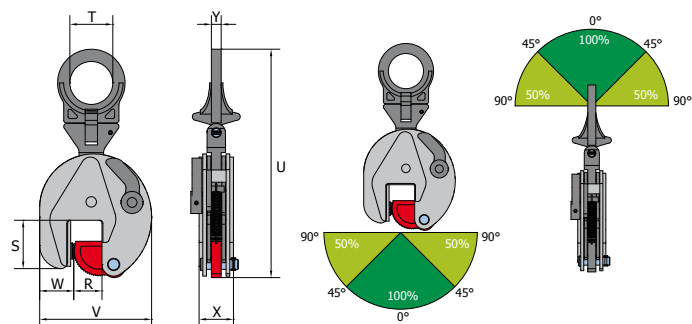
# pewag<sup>red</sup> peCLAMP VCW-R / VCEW-R / VUW-R / VEUW-R

## Equipped with stainless steel.

For lifting and moving of stainless steel plates and structures the VCW-R or VUW-R lifting clamp is available. Pivot and cam are made of stainless steel. Additionally, the body and the lock lever are nickel plated to prevent corrosion due to carbon contamination.

Model VUW-R is equipped with a movable universal lifting eye. The model VCW-R has a straight lifting eye.

Minimum WLL is 10 % of the maximum WLL.



### VCW-R

VCW-R 0.75 t	750	0-13	47	30	202	100	37	37	10	1.70
VCEW-R 1 t	1,000	0-25	56	45	263	141	37	47	15	3.50
VCEW-R 2 t	2,000	0-35	78	64	336	183	56	56	16	7.00
VCEW-R 3 t	3,000	0-35	78	64	336	183	56	56	16	7.00
VCEW-R 4.5 t	4,500	0-45	85	70	425	228	60	78	20	16.00
VCEW-R 6 t	6,000	0-50	114	75	490	259	82	78	20	21.00
VCEW-R 7.5 t	7,500	0-55	111	75	522	267	70	86	20	26.00

### VUW-R

VUW-R 0.75 t	750	0-13	47	30	203	100	37	37	10	1.80
VEUW-R 1 t	1,000	0-25	56	50	292	141	37	47	15	3.80
VEUW-R 2 t	2,000	0-35	78	70	372	183	56	56	16	8.00
VEUW-R 3 t	3,000	0-35	78	70	372	183	56	56	16	8.00
VEUW-R 4.5 t	4,500	0-45	85	70	431	228	60	78	20	16.50
VEUW-R 6 t	6,000	0-50	114	78	527	259	82	78	32	24.00
VEUW-R 7.5 t	7,500	0-55	111	78	560	267	70	86	32	28.00


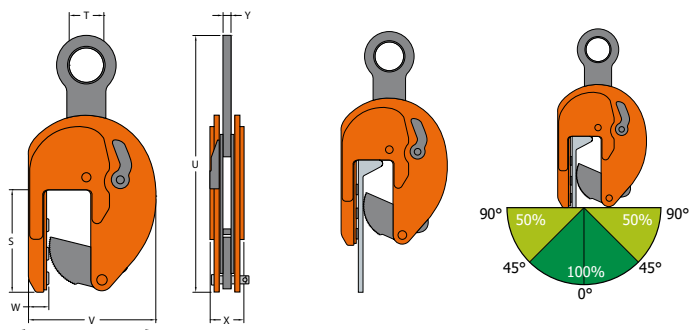
## pewag<sup>®</sup> peCLAMP VHPW / VHPW-A

### All good things come in threes.

For lifting and moving of Holland-profile (HP) steel rails and structures with HP-profiles. Also useful as a “big-jaw” opening clamp (e.g. serving of lathes with large discs). Equipped as standard with three pivots for extra powerful clamping force.

The VHPW lifting clamps are equipped with a safety mechanism, ensuring the clamp does not slip when lifting force is applied and when load is being lowered. The clamp is locked in closed as well as in open position.

Minimum WLL is 10 % of the maximum WLL.



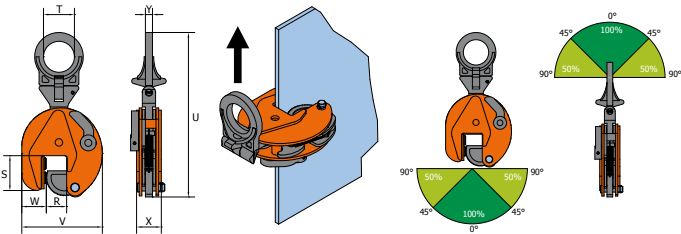
VHPW 1 t	1,000	0-80	207	70	520	257	41	68	16	19.00
VHPW 1.5 t	1,500	0-80	207	70	520	257	41	68	16	19.00
VHPW-A 1.5 t	1,500	0-155	160	70	523	256-333	62	66	16	18.00

pewag peCLAMP VHPUW

Smart and moveable.

This special version is equipped with a moveable universal lifting eye and two pivots. Further it is designed for the use of moving, lifting and lowering holland profiles and/or construction units with built-in holland profiles.

Minimum WLL is 10 % of the maximum WLL.



VHPUW 3 t	3,000	0-35	93	70	369	182	58	54	16	8.00
VHPUW 5 t	5,000	0-45	110	70	434	228	58	86	20	17.30



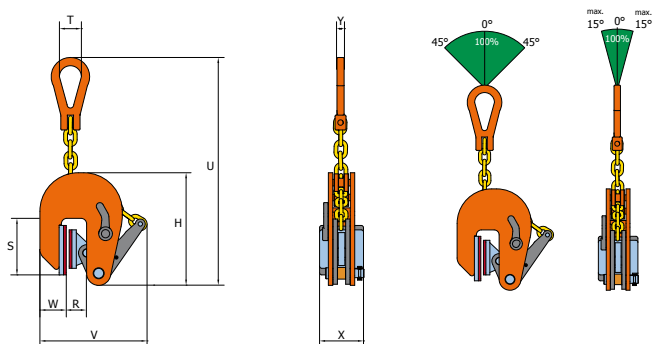
## pewag peCLAMP VNMW / VSNMW

### Without a trace.

VNMW/VSNMW pewag peCLAMP is a non-marking clamp equipped with two special synthetic pads. Thus the clamp is particularly suitable for lifting, handling and moving (stainless) steel, aluminium, wood and marble plates and will not leave any marks.

The clamp is mounted in the crane hook by means of a lifting chain with reeving link.

**No minimum WLL required.**



VNMW 0.5 t	500	1-20	205	102	40	462	224	48	80	14	6.00
VSNMW 0.5 t	500	17-37	205	102	40	462	241	48	80	14	6.00
VNMW 1 t	1,000	1-30	232	105	40	470	282	46	80	14	6.50
VNMW 1.5 t	1,500	1-40	232	105	40	470	282	46	80	14	6.50
VNMW 2 t	2,000	1-50	362	124	50	704	408	63	80	18	15.00
VNMW 3 t	3,000	1-60	362	124	50	704	408	63	80	18	15.50

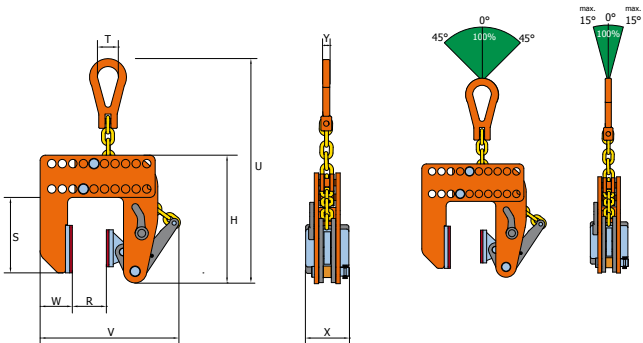
pewag peCLAMP VNMAW

Flowless lifting.

This special clamp is fitted with two clamp jaws made from a synthetic material that leave no imprint on the material to be lifted during use, making it particularly suited for moving, lifting and lowering special materials such as stainless steels (Inox), aluminium sheet metal, wooden boards and chipboard.

The clamp is attached directly to the crane hook using a high-strength chain. The clamp is adjustable by steps of 20 mm.

No minimum WLL is required.



VNMAW 0.5 t	500	1-180	242	143	40	410	235-395	61	80	14	10.00
-------------	-----	-------	-----	-----	----	-----	---------	----	----	----	-------

pewag peCLAMP VJPW / VJPUW

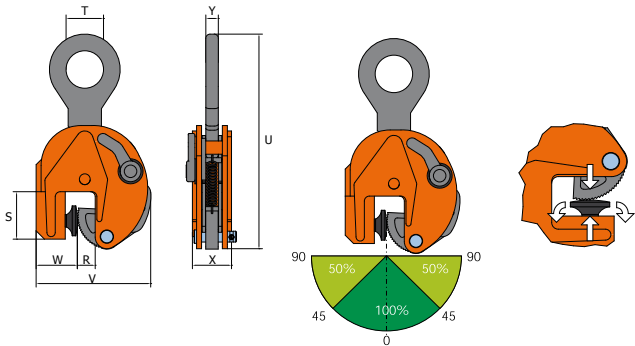
Perfect hold.

For vertical lifting and moving of panels and plates. If the clamp is being loaded, the movable pivot will pull out sideways and will grip into the side of the load.

As a result, this clamp has no restriction for a minimum working load.

The VJPW clamp is locked in closed as well as in open position. Lifting capacity and jaw opening are clearly engraved in the body.

Clamp type VJPUW is equipped with a movable universal lifting eye.



VJPW 0.25 t	250	0-13	54	30	202	113	50	37	10	1.90
VJPUW 0.25 t	250	0-13	54	30	202	113	50	37	10	2.00

## pewag<sup>®</sup> peCLAMP BKW

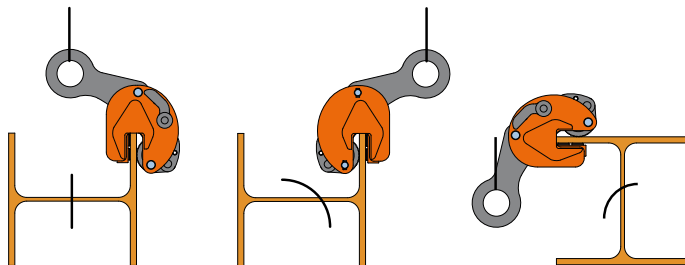
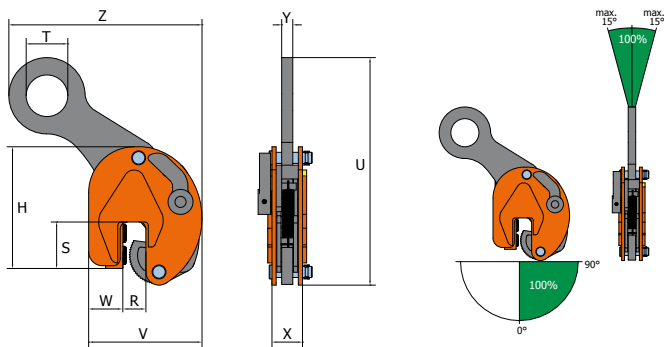
### Scoop the complete length.

For lifting and moving of steel beams, profiles and structures where the load must stay in position. The special shape of the lifting shackle places the centre of the gravity of the beam beneath the lifting shackle.

This maintains the equilibrium of the beam once it has been lifted and keeps the flanges vertical so that the beam can easily be stacked or positioned. Recommended for moving and stacking of steelbeams.

Lifting capacity and jaw-opening are clearly engraved in the body.

Minimum WLL is 10 % of the maximum WLL.



BKW 1 t	1,000	0-15	154	45	35	225	136	43	47	15	200	3.00
BKW 1.5 t	1,500	0-20	210	67	60	374	170	56	56	16	312	7.00
BKW 3 t	3,000	0-25	252	66	70	410	208	58	77	20	380	15.00

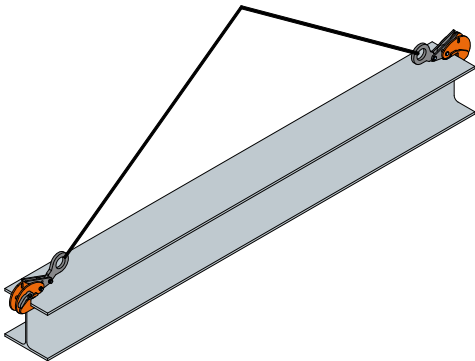
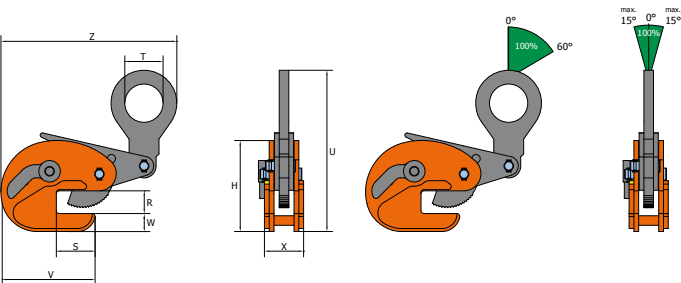


pewag peCLAMP OBKW

A tight hold.

For lifting and moving of steel beams, profiles and structures.  
Because of the safety mechanism, the OBKW clamp is locked in closed as well as in open position. The clamp is suitable to lift steel beams on the flange as well as on the upper ends of the beam.

Other jaw-openings and Working Load Limits are available upon request.



OBKW 2 t	2,000	3-20	154	64	64	310	192	30	65	15	285	6.80
----------	-------	------	-----	----	----	-----	-----	----	----	----	-----	------

## pewag<sup>red</sup> Lifting clamp extra hard - (H)

### Hardened facts.

Equipped with an extra hardened pivot and cam for lifting and transporting steel plates with a hardness of max. 55 HRC (Hardox 400 and 500).

These extra-hardened components may be used with clamp types VCW, VMPW and VUW. For dimensions please refer to the according product page in the catalogue. Further customised versions with other capacity and jaw-opening available upon request.

Minimum WLL is 10 % of the maximum WLL.



#### VCW-H/VCEW-H

VCW-H 0.75 t	750	0-13	47	30	202	100	37	37	10	1.70
VCEW-H 1 t	1,000	0-25	56	45	263	141	37	47	15	3.50
VCEW-H 2 t	2,000	0-35	78	64	336	183	56	56	16	7.00
VCEW-H 3 t	3,000	0-35	78	64	336	183	56	56	16	7.00
VCEW-H 4.5 t	4,500	0-45	85	70	425	228	60	78	20	16.00
VCEW-H 6 t	6,000	0-50	114	75	490	259	82	78	20	23.00
VCEW-H 7.5 t	7,500	0-55	111	75	522	267	70	86	20	26.00

#### VMPW-H/VEMPW-H

VMPW-H 0.75 t	750	0-13	47	30	307	100	37	37	10	2.00
VEMPW-H 1 t	1,000	0-25	56	45	403	141	37	47	15	4.50
VEMPW-H 2 t	2,000	0-35	78	64	516	183	56	56	16	8.00
VEMPW-H 3 t	3,000	0-35	78	64	516	183	56	56	16	8.00
VEMPW-H 4.5 t	4,500	0-45	85	70	650	228	60	78	20	19.00
VEMPW-H 7.5 t	7,500	0-55	111	75	792	267	70	86	20	30.50

#### VUW-H/VEUW-H

VUW-H 0.75 t	750	0-13	47	30	203	100	37	37	10	1.80
VEUW-H 1 t	1,000	0-25	56	50	292	141	37	47	15	3.80
VEUW-H 2 t	2,000	0-35	78	70	372	183	56	56	16	8.00
VEUW-H 3 t	3,000	0-35	78	70	372	183	56	56	16	8.00
VEUW-H 4.5 t	4,500	0-45	85	70	431	228	60	78	20	16.50
VEUW-H 6 t	6,000	0-50	114	78	527	259	82	78	32	24.00
VEUW-H 7.5 t	7,500	0-55	111	78	560	267	70	86	32	28.00

# pewag academy



## **Intermedial courses**

Sustainable learning through intermediality of teaching material and didactic methods



## **Anytime, anywhere**

Maximum flexibility in learning with access to all information on the online learning platform



## **ISO certified**

High quality through ISO certification for learning services in non-formal education and training

## Knowledge for you

### **Product and technology training, e-learning, blended learning**

Learn about optimum use of pewag products from the first commissioning to ongoing use and maintenance, as well as about the technology applied and how it influences the product performance, quality and durability.



[academy.pewag.com](https://academy.pewag.com)



**pewag group**

LEADING TO EXCELLENCE



# pewag peCLAMP

## horizontal lifting clamps


### Product Overview

#### Content

HXW/HSXW pewag peCLAMP horizontal lifting clamps	42
DHW pewag peCLAMP horizontal lifting clamps	43
HSKW pewag peCLAMP horizontal lifting clamps	44
HXW-V pewag peCLAMP horizontal lifting clamps	45
NMHW pewag peCLAMP horizontal lifting clamps	46







# pewag peCLAMP HXW / HSXW

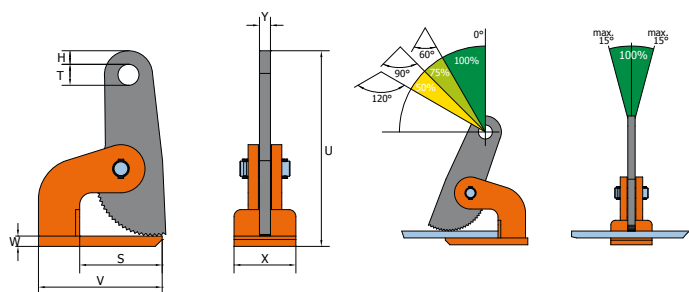
## Used in pairs.

The clamps have a compact shape and a relative light unit weight – but with a high lifting capacity. They are used for lifting and transporting single sheets or secured stacks of sheets.

Horizontal lifting clamps should always be used with a minimum of two pieces.

**The given WLL is valid per pair.**

Type HSXW is supplied with an enlarged jaw opening width.



### HXW

HXW 1 t	1,000	0-35	11.50	99	25	188	140	10	65	15	2.60
HXW 2 t	2,000	0-60	19.50	118	30.50	287	180	15	90	16	7.00
HXW 3 t	3,000	0-60	19.50	118	30.50	291	180	20	90	16	8.00
HXW 4 t	4,000	0-60	19.50	145	30.50	304	220	25	105	20	13.00
HXW 6 t	6,000	0-60	19.50	145	30.50	307	220	25	110	20	14.00
HXW 8 t	8,000	0-60	19.50	135	30.50	336	225	35	120	30	19.00
HXW 10 t	10,000	0-60	19.50	135	30.50	336	225	35	120	30	19.00
HXW 12 t	12,000	0-60	19.50	135	30.50	336	225	35	120	30	19.00
HXW 15 t	15,000	0-60	21.50	147	43	344	262	35	160	35	30.00
HXW 25 t	25,000	0-60	21.50	147	43	349	262	40	175	35	33.00

### HSXW

HSXW 2 t	2,000	0-100	19.50	120	30.50	383	180	15	90	15	9.20
HSXW 3 t	3,000	0-100	19.50	120	30.50	387	180	20	90	15	10.00
HSXW 4 t	4,000	0-100	19.50	145	30.50	414	220	25	105	20	15.00
HSXW 6 t	6,000	0-100	19.50	145	30.50	414	220	25	120	20	16.50
HSXW 8 t	8,000	0-100	19.50	135	30.50	428	225	35	120	30	21.00
HSXW 10 t	10,000	0-100	19.50	135	30.50	428	225	35	120	30	22.00
HSXW 12 t	12,000	0-100	19.50	135	30.50	428	225	35	120	30	22.00
HSXW 15 t	15,000	0-150	27.50	240	45	665	350	35	140	35	53.00

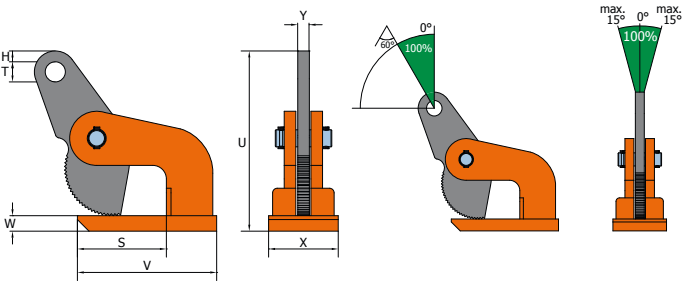
pewag peCLAMP DHW

Powerful lightweight.

For lifting and horizontal moving of thin sheets that deflect when being lifted. Compact shape and relatively low unit weights with a high lifting capacity.

The horizontal lifting clamps DHW have to be used (at least) in pairs (or multiples thereof). Max. apex angle: 60°

The given WLL is valid per pair.



DHW 1 t	1,000	0-15	13.50	99	22.50	167	140	10	65	15	2.50
DHW 2 t	2,000	0-35	14	114	26	233	180	20	80	15	8.00
DHW 4 t	4,000	0-50	25	129	40	304	235	30	130	20	18.00
DHW 6 t	6,000	0-50	25	129	40	304	235	30	130	20	18.00

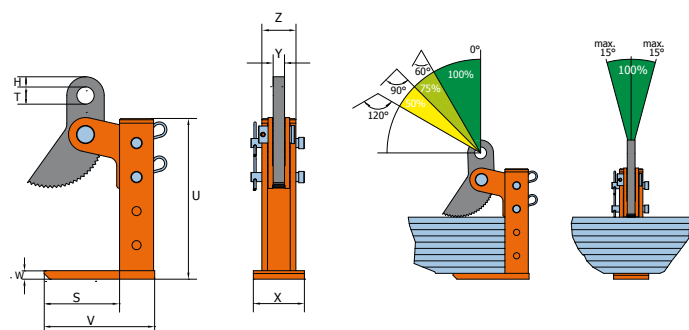
# pewag<sup>red</sup> peCLAMP HSKW

## Individually adjustable.

For lifting, handling and moving of banded/secured stacks and single steel plates. The adjustment of the jaw opening width can be done quickly and easily without any tools.

Horizontal lifting clamps should always be used with a minimum of two pieces.

**The given WLL is valid per pair.**



HSKW/180 1.5 t	1,500	3-180	18	135	30.50	289	201	15	90	20	60	9.50
HSKW/180 3 t	3,000	3-180	18	165	30.50	296	241	20	105	20	69	13.00
HSKW/180 4.5 t	4,500	3-180	18	165	30.50	296	241	20	105	20	69	13.00
HSKW/180 6 t	6,000	3-180	18	160	30.50	304	256	25	120	20	75	18.00
HSKW/180 9 t	9,000	3-180	18	160	30.50	304	256	25	120	20	75	18.00
HSKW/300 1.5 t	1,500	3-300	18	135	30.50	409	201	15	90	20	60	11.00
HSKW/300 3 t	3,000	3-300	18	165	30.50	416	241	20	105	20	69	15.00
HSKW/420 4.5 t	4,500	3-420	18	165	30.50	536	241	20	105	20	69	17.00
HSKW/420 6 t	6,000	3-420	18	160	30.50	544	256	25	120	20	75	24.00
HSKW/420 9 t	9,000	3-420	18	160	30.50	544	256	25	120	20	75	24.00


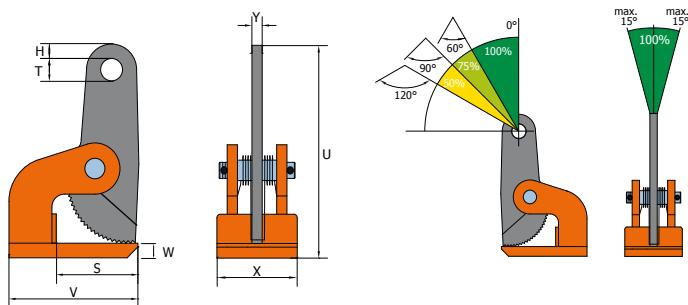
## pewag<sup>®</sup> peCLAMP HXW-V

### Hold the position.

The HXW-V horizontal lifting clamps have a torsion spring attached to the cam assembly allowing the clamp to close on any desired spot. The spring allows one operator to place the clamps and guide the hoist.

Horizontal lifting clamps should always be used with a minimum of two pieces.

**The given WLL is valid per pair.**



HXW-V 1 t	1,000	0-35	12	99	26.50	188	140	10	85	15	3.00
HXW-V 2 t	2,000	0-60	19	114	30.50	286	180	15	125	16	8.00
HXW-V 3 t	3,000	0-60	19	125	30.50	302	200	20	140	20	12.20
HXW-V 4 t	4,000	0-60	19	139	30.50	316	220	30	165	20	17.00
HXW-V 6 t	6,000	0-60	19	139	30.50	316	220	30	165	20	17.00



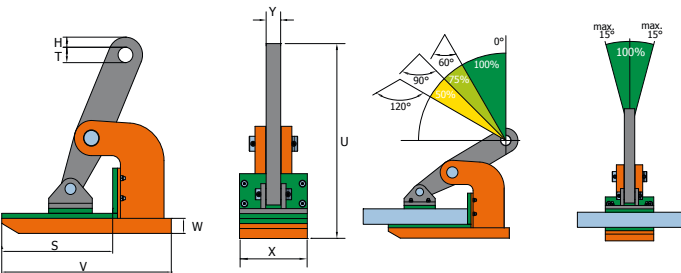
pewag peCLAMP NMHW

Gentle power pack.

The NMHW lifting clamp is suited for moving and lifting objects with fragile surfaces, like stainless steel, wood panels, aluminium etc. The jaw and cam is covered with a high quality, pressure resistant protective cover.

Horizontal lifting clamps must always be used in pairs (or multiples thereof).

The given WLL is valid per pair.



NMHW 1 t	1,000	0-25	10	94	20	155	140	15	65	15	2.40
NMHW 2 t	2,000	0-45	15	151	30.50	267	225	23	90	15	7.50
NMHW 3 t	3,000	0-45	15	151	30.50	271	225	20	90	15	8.30
NMHW 4 t	4,000	0-50	17.50	161	30.50	300	250	20	115	30	13.00
NMHW 6 t	6,000	0-50	17.50	161	30.50	306	250	25	130	30	18.00

# pewag peCLAMPS pro clamps –

Extreme conditions require  
extreme strength.



# pewag peCLAMP screw clamps

## Product Overview

### Content

SVW/SVSW/SVSUW pewag peCLAMP screw clamps	50
SCCW pewag peCLAMP screw clamps	51
BSW pewag peCLAMP screw clamps shipbuilding	52





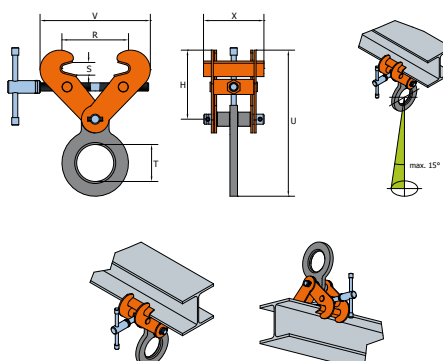
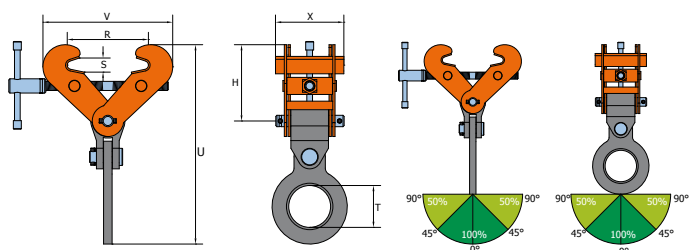
# pewag<sup>red</sup> peCLAMP SVW / SVSW / SVSUW

## Equal clamping force.

Only suitable for lifting and moving of steel beams and structures. The clamping force is evenly transferred to the jaws by means of a spindle. Can also be attached upside down and be used as a temporary lifting point.

Has equal opening and closing of both jaws for simple and quick assembly. Lifting capacity and jaw opening are clearly engraved in the body

Type SVSW offers an enlarged jaw opening width, type SVSUW is additionally equipped with moveable universal lifting eye.



### SVW

SVW 1 t	1,000	75-190	113-192	30	73.50	345	357	120	5.00
SVW 2 t	2,000	75-190	113-192	30	73.50	345	357	120	5.00
SVW 3 t	3,000	75-190	113-192	30	73.50	345	357	120	5.00
SVW 4 t	4,000	150-300	185-240	40	80	422	450	180	15.00
SVW 5 t	5,000	150-300	185-240	40	80	422	450	180	15.00
SVW 10 t	10,000	350-450	400-447	95	88	653	695	200	50.00

### SVSW

SVSW 2 t	2,000	75-420	114-275	30	73.50	428	540	120	7.00
SVSW 3 t	3,000	75-420	114-275	30	73.50	428	540	120	7.00
SVSW 4 t	4,000	150-560	173-362	40	80	545	708	180	18.00
SVSW 5 t	5,000	150-560	173-362	40	80	545	708	180	19.50

### SVSUW

SVSUW 3 t	3,000	75-420	114-275	30	73.50	486	540	120	8.00
SVSUW 4 t	4,000	150-560	173-362	40	80	613	708	180	21.00
SVSUW 5 t	5,000	150-560	173-362	40	80	622	708	180	22.00



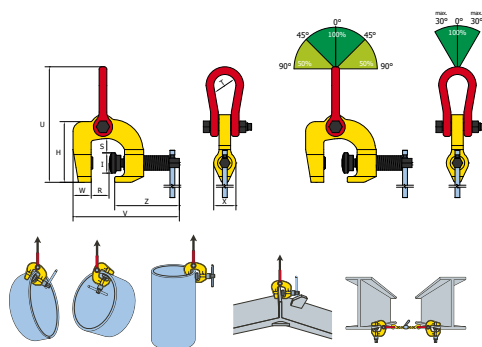
## pewag peCLAMP SCCW / SCCW-W

### High clamping force for safe transport.

Universal screw clamp for vertical and horizontal lifting and moving of a large variety of steel structures. The SCCW screw clamp is fitted with a movable cam on the thread spindle and a fixed pivot on the clampbody.

This provides a powerful clamping force on the workpiece. The moveable lifting eye ensures a secure mounting of the clamp. Can also be attached upside down and be used as a temporary lifting point.

Type SCCW-W is supplied with an enlarged jaw opening width.



#### SCCW

SCCW 0,5 t	500	0-35	82	27,5	18	25	211	108	26	27	158	1,00
SCCW 1 t	1.000	0-40	140	42	29	46	232	150	40	46	220	3,40
SCCW 1,5 t	1.500	0-40	140	42	29	46	232	150	40	46	220	3,50
SCCW 3 t	3.000	0-60	184	50	38	50	278	190	46	60	280	7,80
SCCW 6 t	6.000	0-100	249	63	60	100	390	296	70	75	446	22,50

#### SCCW-W

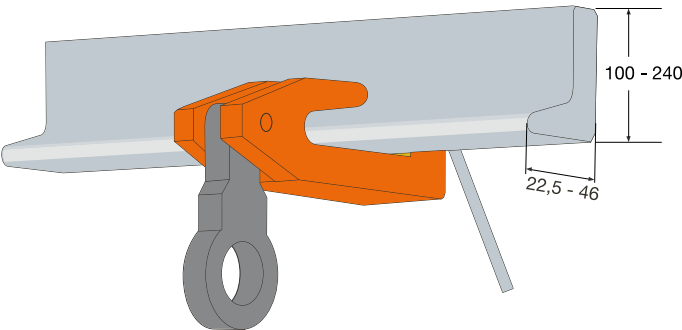
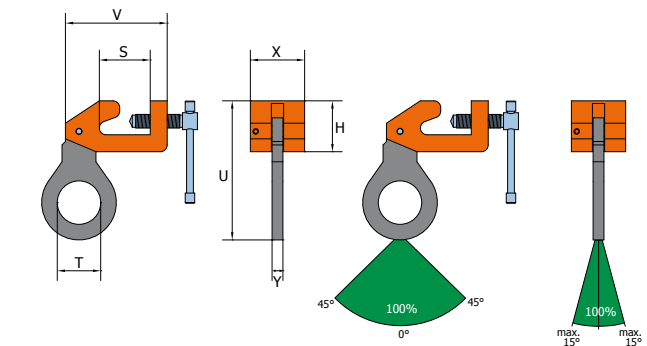
SCCW-W 1 t	1.000	50-100	190	42	88	45	273	225	54	46	258	6,30
SCCW-W 3 t	3.000	25-75	191	49	76	50	291	215	60	54	250	8,60

pewag<sup>...</sup> peCLAMP BSW

For special occasions.

For use as a temporary lifting point in any room where holland profile (HP) is being used, such as sectional ship parts and ship engine rooms.

The BSW clamp is equipped with a thread spindle for attaching the clamp.  
The clamp can be used for HP-100 to HP-240  
(HP = holland profile).



BSW 1.5 t	1,500	HP 100-240	75	74	45	180	150	40	16	2.90
BSW 3 t	3,000	HP 100-240	75	75	65	205	150	80	16	6.00

# pewag levo clamp LC – Innovation is our passion.



# pewag peCLAMP drum clamps

## Product Overview

### Content

VKFW pewag peCLAMP drum clamps	56
VKHW pewag peCLAMP drum clamps	56
VSHW pewag peCLAMP drum clamps	57



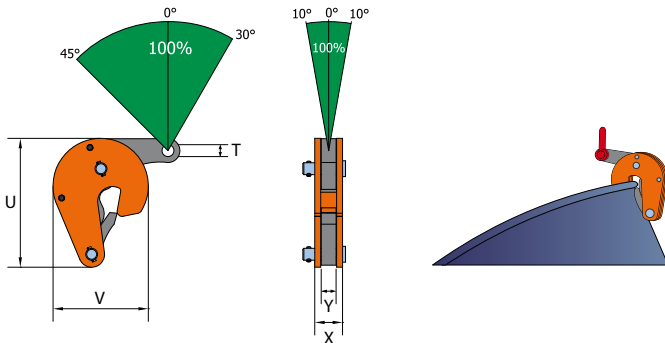




## pewag<sup>®</sup> peCLAMP VKFW

### Unbeatable either alone or in pairs.

Special clamp for safe lifting and moving of steel (oil) drums. The automatic locking mechanism of VKFW clamps ensures a safe transport of drums. VKFW steel drum clamps can be used in pairs or single.

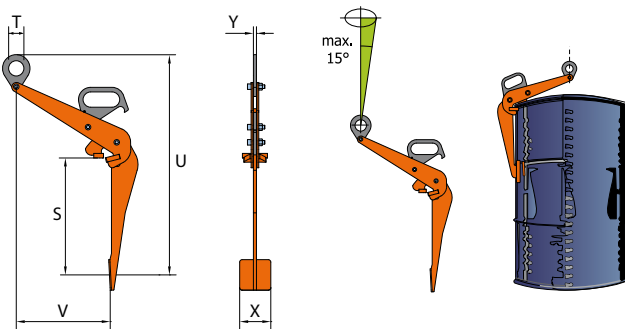


VKFW 0.5 t	500	0-17	12	121	96	28	15	1.30
------------	-----	------	----	-----	----	----	----	------

## pewag<sup>®</sup> peCLAMP VKHW

### Comprehensive gripping range.

For lifting, handling and moving of steel (oil) drums, where the drums have to stay in a vertical position. These VKHW clamps should preferably be used only with closed drums. Capacity 0.6 tons.

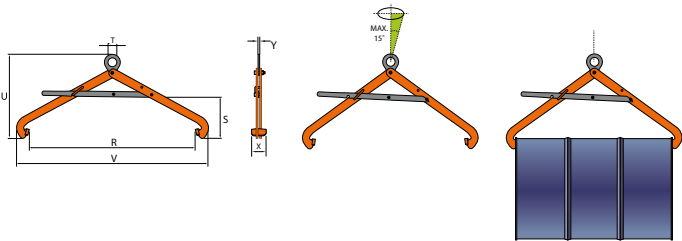


VKHW 0.6 t	600	434	50	765	305	100	10	7.00
------------	-----	-----	----	-----	-----	-----	----	------

pewag peCLAMP VSHW

Great catch.

This barrel gripper is designed for moving, lifting and lowering horizontally stored barrels (horizontal moving). The barrel gripper should preferably be used for closed barrels.



VSHW 0.6 t	600	500-900	230	50	475	1,080	82	10	7.00
------------	-----	---------	-----	----	-----	-------	----	----	------

# pewag peCLAMP special clamps and -grabs

## Product Overview

### Content

PHW/PHW-HD pewag peCLAMP pipe hook	60
BCW/BCW-A pewag peCLAMP pipe lifting clamp	61
TLW pewag peCLAMP special grabs	62
BLCW pewag peCLAMP special grabs	63



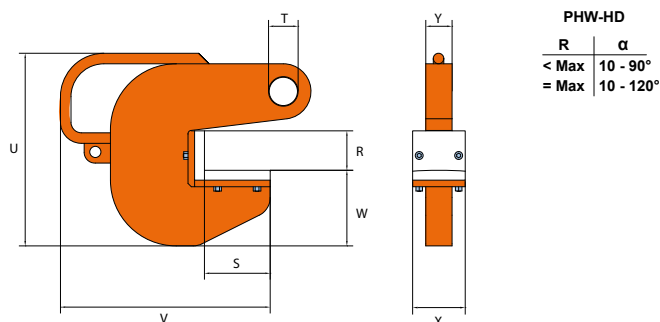
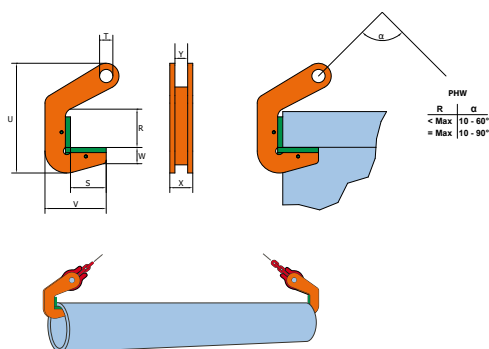


## pewag<sup>®</sup> peCLAMP PHW

### Compact strength.

For horizontal lifting and moving of steel and concrete pipes. Compact shape and relatively low unit weight with a high lifting capacity. The surface of the support area is equipped with a special plastic cover which is easy to change.

Type PHW-HD is designed for extreme heavy duty lifting operations like the loading and unloading of vessels.



#### PHW

PHW 1,5 t	1.500	40	70	16	185	120	50	41	25	2,00
PHW 3 t	3.000	40	70	16	185	120	50	41	25	2,00
PHW 4 t	4.000	50	70	26	204	140	58	41	25	3,00
PHW 6 t	6.000	50	70	26	204	140	58	41	25	3,00
PHW 8 t	8.000	70	70	26	224	140	58	45	25	3,71
PHW 10 t	10.000	70	70	26	224	140	58	85	45	7,00
PHW 12 t	12.000	70	70	26	224	140	58	85	45	7,00
PHW 15 t	15.000	70	70	26	250	155	76	100	60	9,00
PHW 20 t	20.000	70	70	26	250	155	76	100	60	9,00

#### PHW-HD

PHW-HD 5 t	5.000	60	100	26	232	309	85	80	20	6,70
PHW-HD 10 t	10.000	60	100	36	236	319	85	80	30	9,70
PHW-HD 20 t	20.000	60	100	51	285	362	105	80	35	14,00
PHW-HD 30 t	30.000	60	100	58	310	387	115	80	40	19,00
PHW-HD 60 t	60.000	60	100	85	350	418	115	80	60	35,00



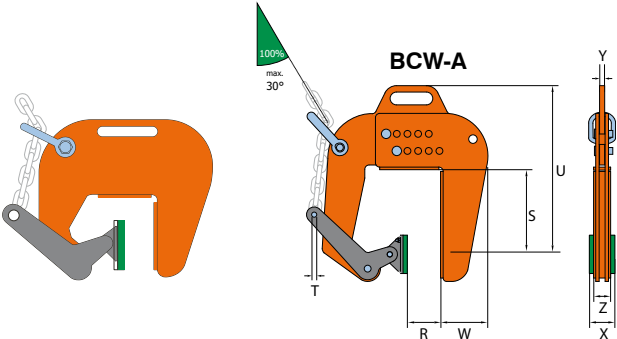
pewag peCLAMP BCW

A reliable teamplayer.

These clamps are preferably used for vertical lifting and moving of concrete pipes and wells. BCW/BCW-A clamps must always be used in pairs or per three clamps in combination with a chain sling. The moveable side is fitted with a special high pressure plastic cover to protect load surface. High tensile two- or three leg chain slings available upon request.

Type BCW-A: The jaw opening width is adjustable by steps of 25 mm.

For connecting the chain to the lever the pewag winner coupling ring KRW 7 can be used.



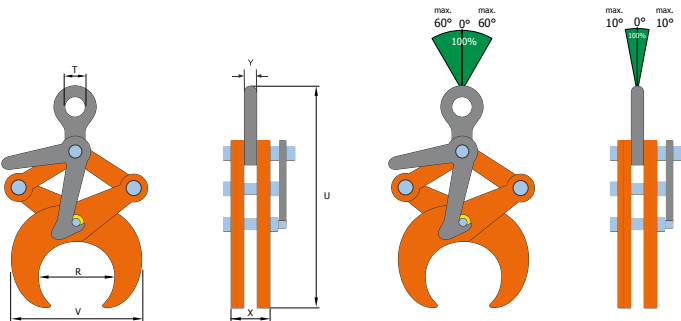
BCW 1 t	1,000	60-120	169	12	326	97	60	12	40	10.00
BCW-A 1 t	1,000	50-220	262	12	459	106	60	12	40	15.00

pewag peCLAMP TLW

A safe grip.

For lifting of tubes, bundles of tubes and solid round material in horizontal position. The clamp is locked in the open position and it closes automatically after unlocking as soon as the lifting shackle is being pulled.

Plastic jaw covers for protecting the load available upon request.



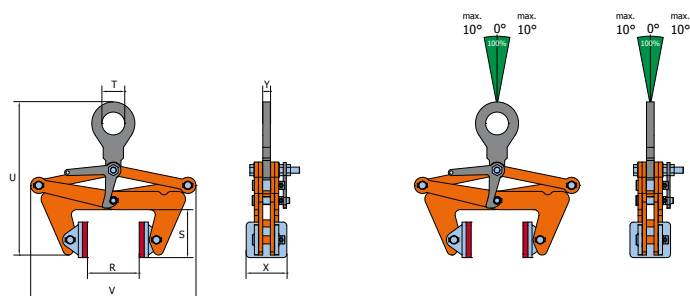
TLW 0.5 t	500	48,3-114,3	45	300-400	146-207	47	15	4.50
TLW 1 t	1,000	114,3-219,1	47	430-615	225-320	47	15	9.00
TLW 2 t	2,000	219,1-368,0	64	670-955	490-610	56	16	31.00
TLW 3 t	3,000	368,0-508,0	64	875-1165	590-710	56	16	39.00

## pewag peCLAMP BLCW

### Simple handling.

For vertical lifting and moving of various materials as steel, wood, plastic, concrete, marble etc. which have parallel sides. The clamp is locked in the open position.

To perform lifting, the operator must activate the handle and hold it up while the force on the lifting eye is going upwards. When laying down the load, the clamp automatically unlocks itself to open. The pads are covered with special plastic to avoid damage of contact surfaces.



BLCW 0.5 t	500	30 - 110	95	45	305-460	270-325	80 (*70)	15	7.00
BLCW 1 t	1,000	100 - 230	120	45	380-655	425-530	80 (*70)	15	12.30
BLCW 2 t	2,000	220 - 360	140	45	410-735	580-675	80 (*70)	15	18.00
BLCW 3 t	3,000	350 - 500	178	64	530-900	725-835	100 (*90)	16	33.00

**Attention:** Measure „X“ is different for the left and right clamping jaw. Please note this for the order of spare parts.

# pewag peCLAMP lifting clamps spare parts

## Product Overview

### Content

pewag peCLAMP clamp components – spare parts	66-67
Risk-free lifting	68-69







## pewag peCLAMP clamp components – spare parts

All spare parts are available either separately or as repair sets. It is recommended when any parts are damaged to replace them right away. When ordering spare parts provide following information: model, lifting capacity, jaw opening and serial number as well as the needed spare parts.

- A Cam assembly
- B Lock lever assembly
- C Lock spring
- D Cam pin
- E Pivot complete
- F Shackle pin
- G Lifting eye for VCW, SVCW, VMPW, SVMPW model
- H Lifting eye for VUW, SVUW model
- I Hinge joint VMPW, SVMPW model
- J Link pin
- L Cam for HXW model
- M Cam pin for HXW model
- N Cam for HSXW model
- O Cam pin for HSXW model

For every vertical clamps are revision-sets and repair sets available.

### The repair sets contain:

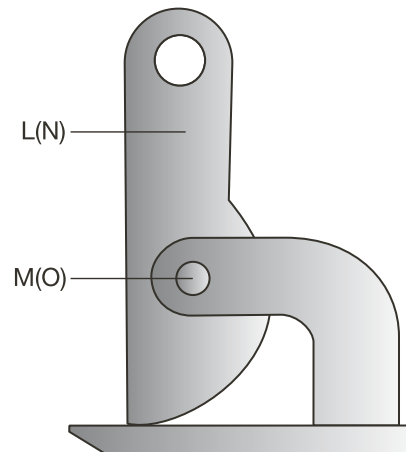
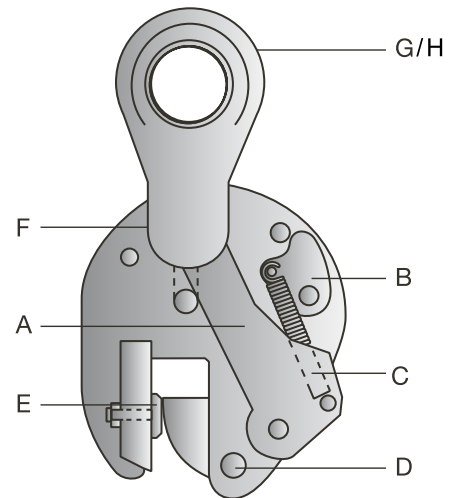
- A Cam assembly
- C Lock spring
- D Cam pin
- E Pivot set

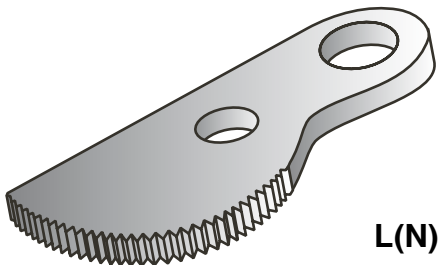
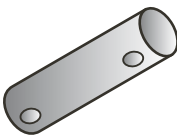

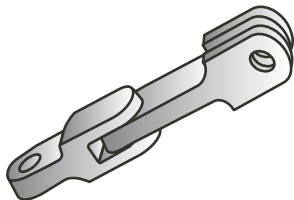

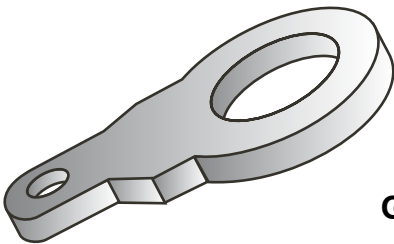
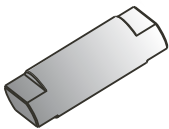
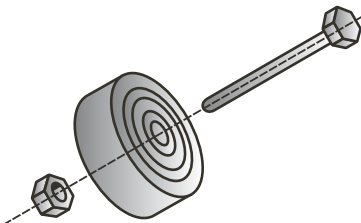
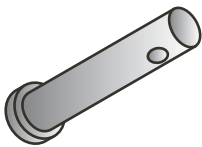

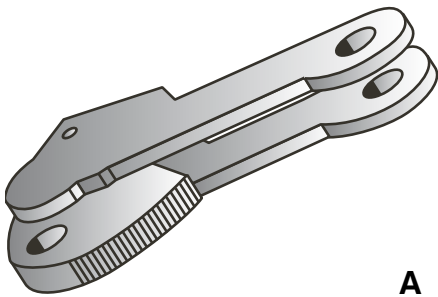
### The revision sets contain:

- A Cam assembly
- B Lock lever assembly
- C Lock spring
- D Cam pin
- E Pivot complete

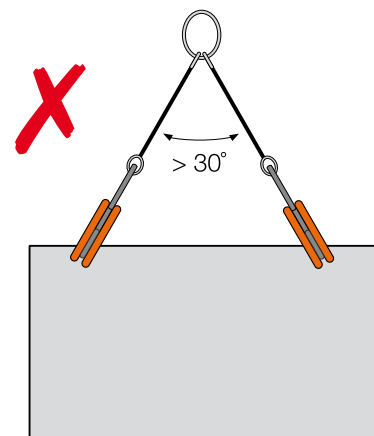
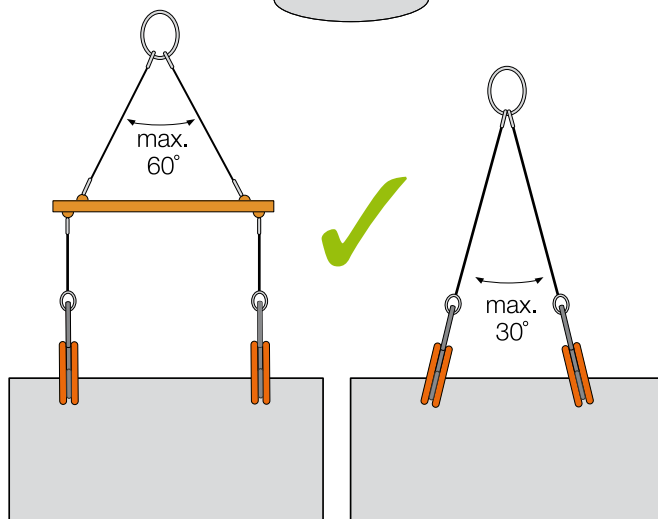
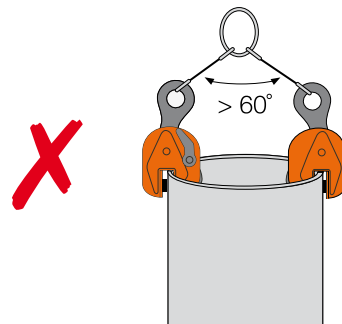
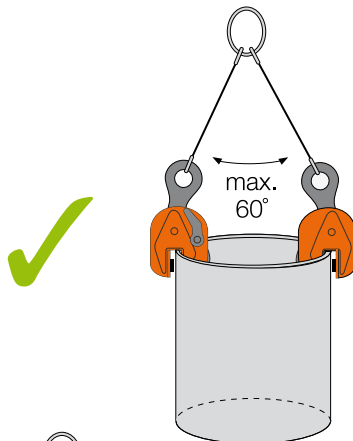
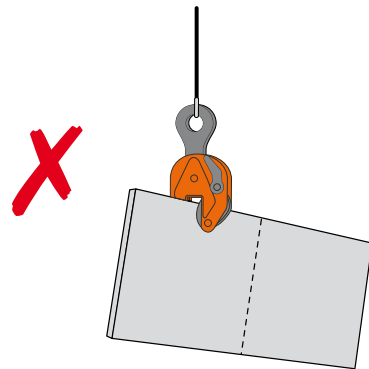
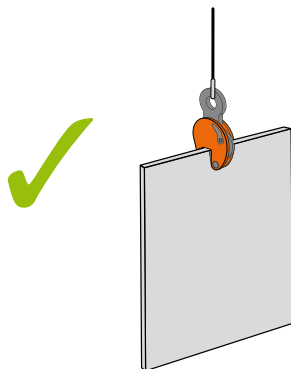

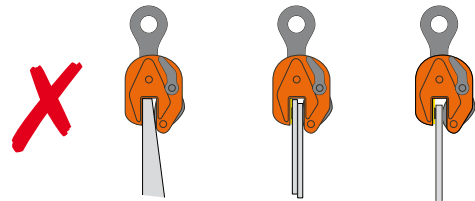



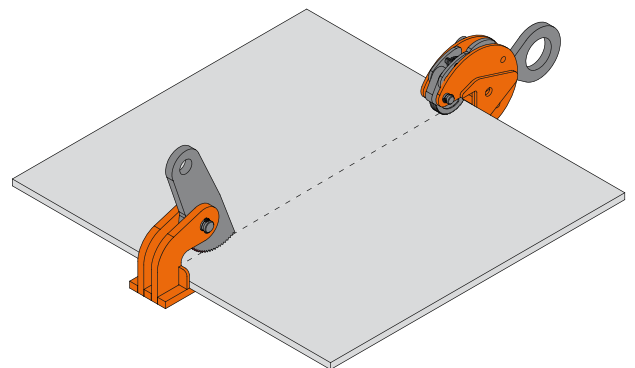
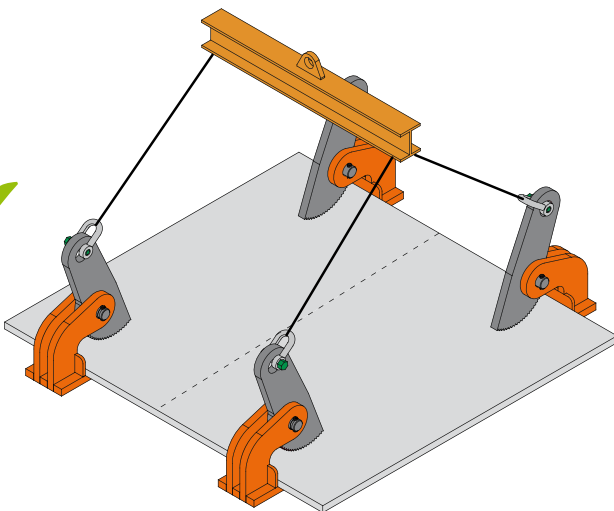
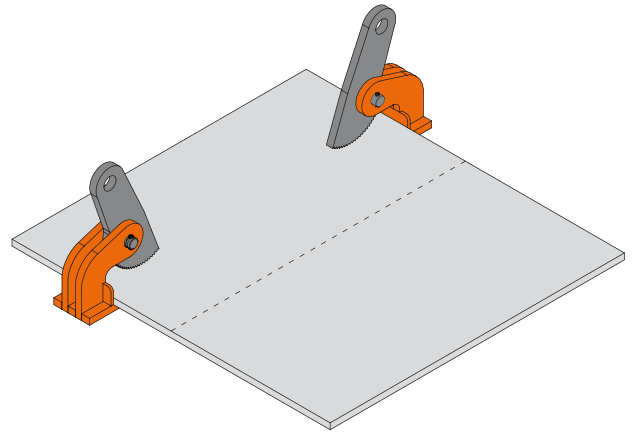
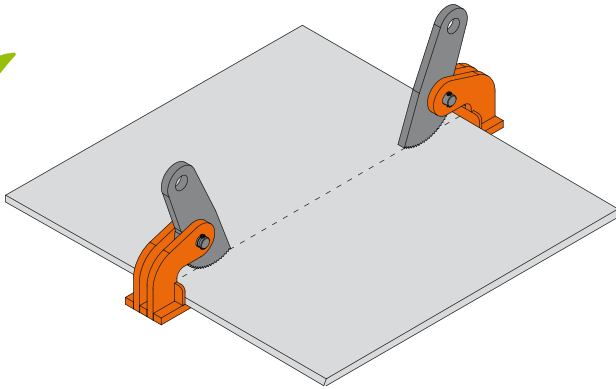
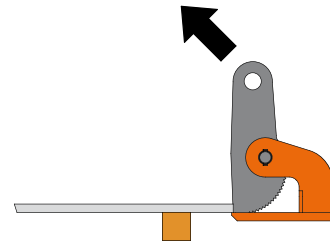

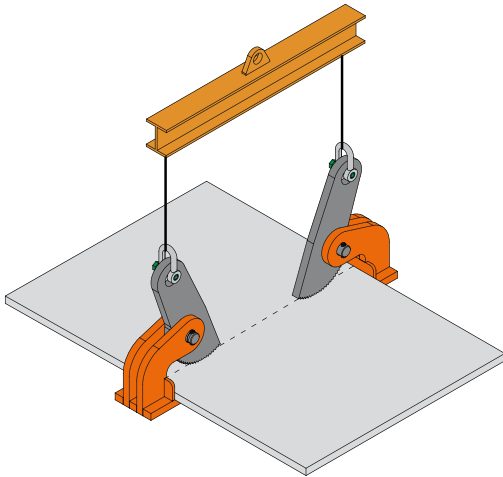

Repair set





## Risk-free lifting






## Notes







KA/19/00456 9



www.pewag.com

**pewag austria GmbH**

A-8041 Graz, Gaslaternenweg 4, Phone: +43 (0) 50 50 11-0, +43 (0) 50 50 11-100,  
saleinfo@pewag.com, [www.pewag.com](http://www.pewag.com)

